



IOWA STATEWIDE ASSESSMENT  
of STUDENT PROGRESS

### SCHOOL ACHIEVEMENT LEVEL SUMMARY

LASALLE CATHOLIC ELEMENTARY SCHOOL (8513)  
ARCHDIOCESE OF DUBUQUE (8300)

SPRING 2022

GRADE 3

The graphs below display the performance of the grade 3 students in the school compared to the district and the state by Achievement Level.

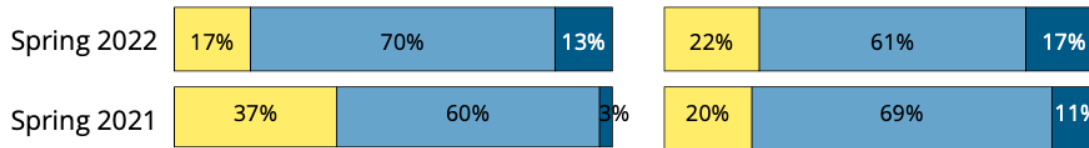
#### ENGLISH LANGUAGE ARTS TOTAL

Percentage by Achievement Level

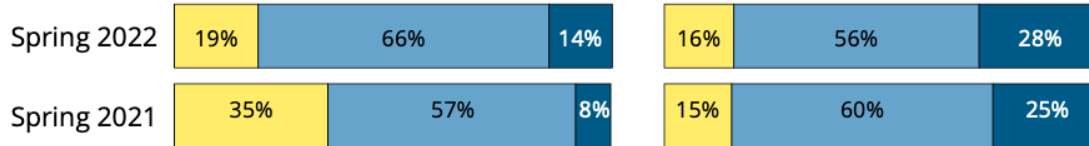
#### MATHEMATICS

Percentage by Achievement Level

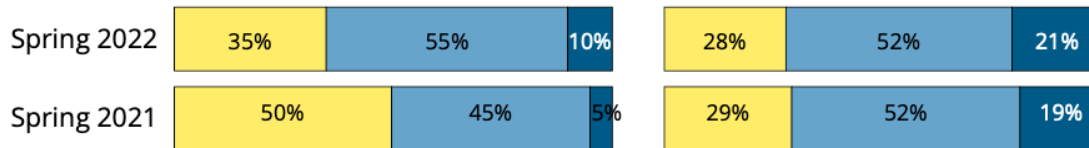
#### SCHOOL



#### DISTRICT



#### STATE



Percentages may not add to 100 due to rounding.

ACHIEVEMENT LEVELS:   NOT YET PROFICIENT   PROFICIENT   ADVANCED



IOWA STATEWIDE ASSESSMENT  
of STUDENT PROGRESS

## SCHOOL ACHIEVEMENT LEVEL SUMMARY

LASALLE CATHOLIC ELEMENTARY SCHOOL (8513)  
ARCHDIOCESE OF DUBUQUE (8300)

SPRING 2022

GRADE 4

The graphs below display the performance of the grade 4 students in the school compared to the district and the state by Achievement Level.



### ENGLISH LANGUAGE ARTS TOTAL

Percentage by Achievement Level



### MATHEMATICS

Percentage by Achievement Level

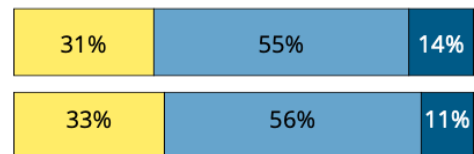

#### SCHOOL



#### DISTRICT



#### STATE



Percentages may not add to 100 due to rounding.

ACHIEVEMENT LEVELS: NOT YET PROFICIENT PROFICIENT ADVANCED



### SCHOOL ACHIEVEMENT LEVEL SUMMARY

SPRING 2022

GRADE 5

The graphs below display the performance of the grade 5 students in the school compared to the district and the state by Achievement Level.

#### ENGLISH LANGUAGE ARTS TOTAL

Percentage by Achievement Level

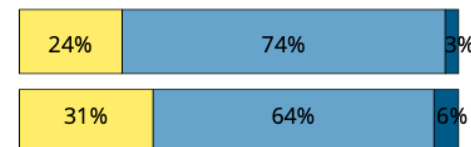
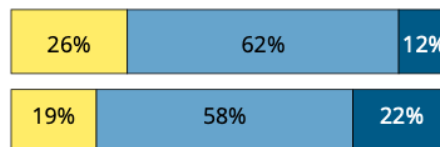
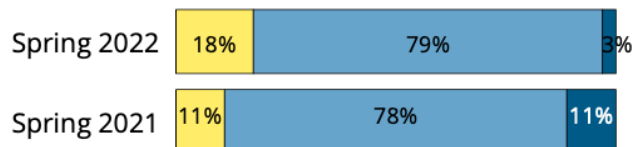
#### MATHEMATICS

Percentage by Achievement Level

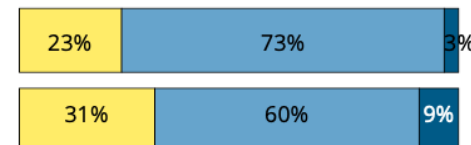

#### SCIENCE

Percentage by Achievement Level

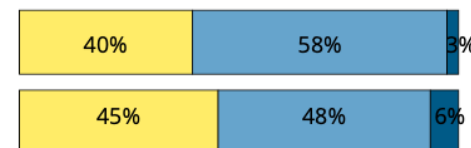
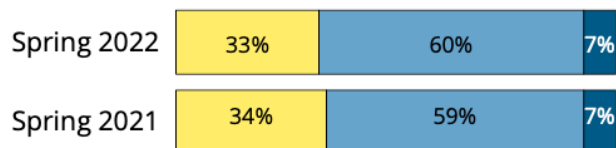
#### SCHOOL



#### DISTRICT



#### STATE



Percentages may not add to 100 due to rounding.

ACHIEVEMENT LEVELS:   NOT YET PROFICIENT   PROFICIENT   ADVANCED



### SCHOOL ACHIEVEMENT LEVEL SUMMARY

SPRING 2022

GRADE 6

The graphs below display the performance of the grade 6 students in the school compared to the district and the state by Achievement Level.

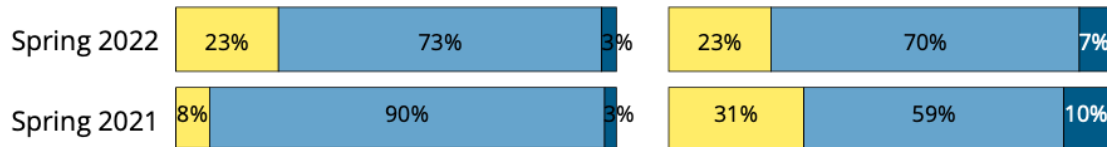
#### ENGLISH LANGUAGE ARTS TOTAL

Percentage by Achievement Level

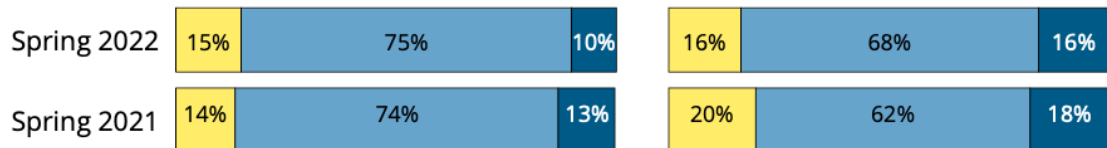
#### MATHEMATICS

Percentage by Achievement Level

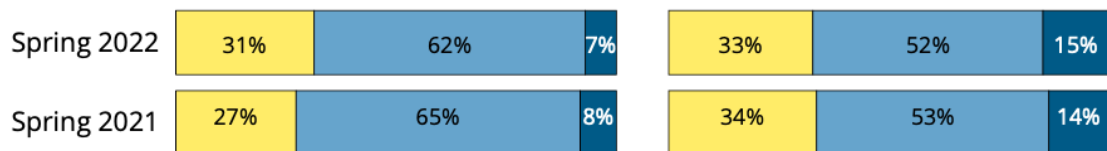
##### SCHOOL



##### DISTRICT



##### STATE



Percentages may not add to 100 due to rounding.

ACHIEVEMENT LEVELS:   NOT YET PROFICIENT   PROFICIENT   ADVANCED



### SCHOOL ACHIEVEMENT LEVEL SUMMARY

SPRING 2022

GRADE 7

The graphs below display the performance of the grade 7 students in the school compared to the district and the state by Achievement Level.

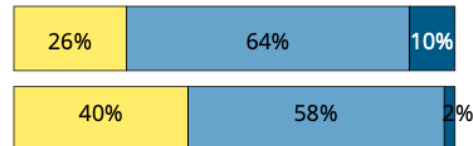

#### ENGLISH LANGUAGE ARTS TOTAL

Percentage by Achievement Level

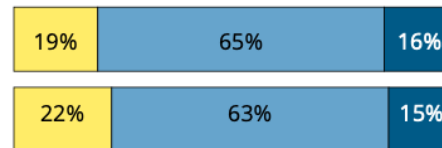

#### MATHEMATICS

Percentage by Achievement Level

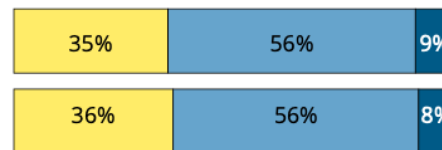
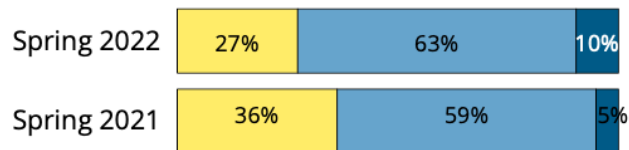
#### SCHOOL



#### DISTRICT



#### STATE



Percentages may not add to 100 due to rounding.

ACHIEVEMENT LEVELS:  NOT YET PROFICIENT  PROFICIENT  ADVANCED



IOWA STATEWIDE ASSESSMENT  
of STUDENT PROGRESS

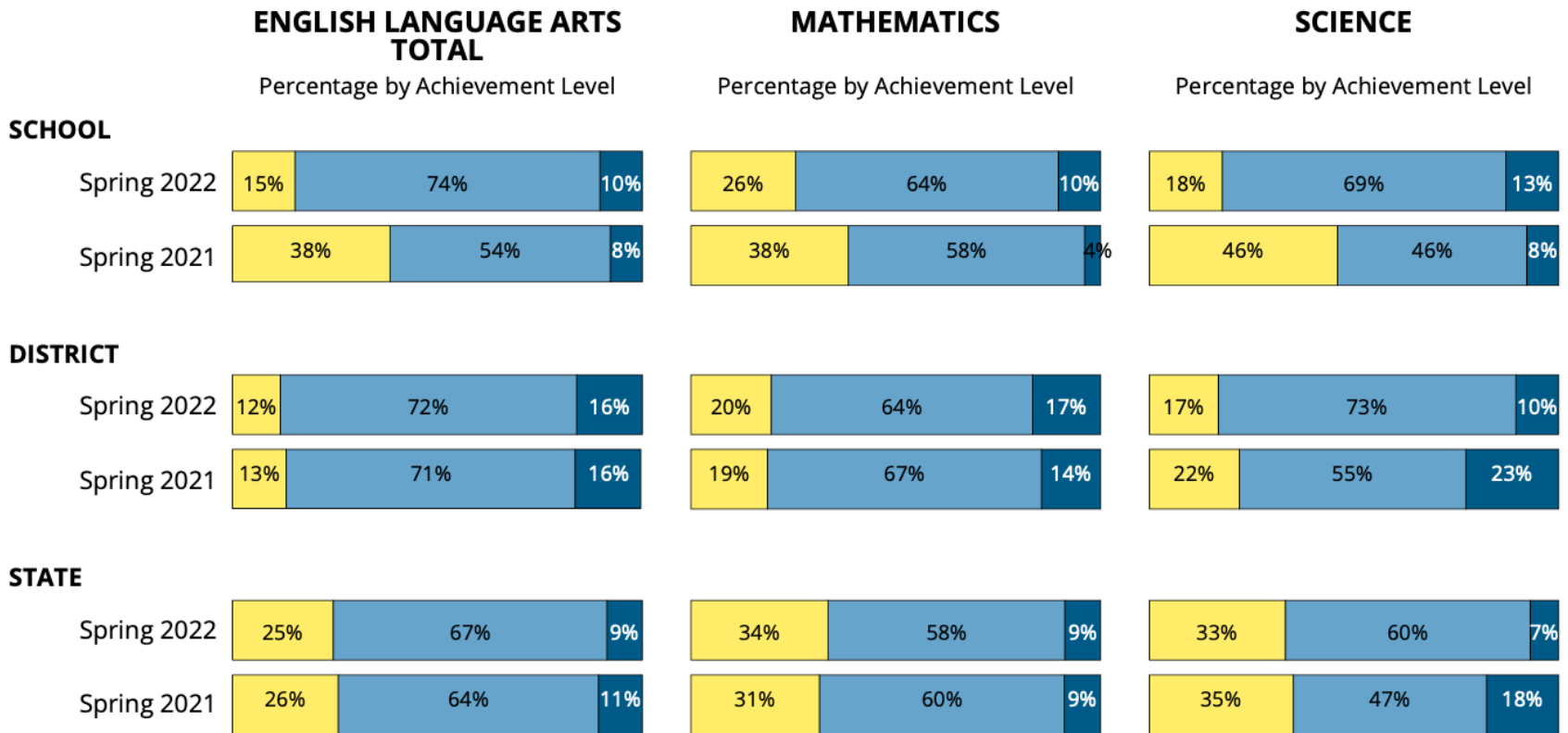
## SCHOOL ACHIEVEMENT LEVEL SUMMARY

LASALLE CATHOLIC MIDDLE SCHOOL (8515)  
ARCHDIOCESE OF DUBUQUE (8300)

SPRING 2022

GRADE 8

The graphs below display the performance of the grade 8 students in the school compared to the district and the state by Achievement Level.



Percentages may not add to 100 due to rounding.

ACHIEVEMENT LEVELS:  NOT YET PROFICIENT  PROFICIENT  ADVANCED

<https://iowa.pearsonaccess.com/>